


LivingDESIGN

01:

Sillones.



-01

970.

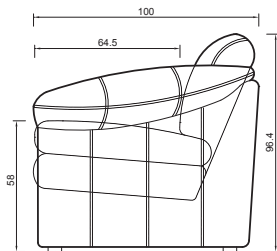


- Sillones

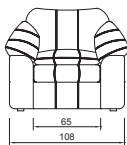
970.

Delineado sutilmente por numerosas curvas, el modelo 970 es un clásico imprescindible en la conformación de un ambiente si se busca comodidad, descanso y relajación.

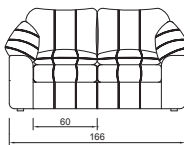
Sus grandes dimensiones, acompañadas del suave acolchado que caracteriza sus apoyabrazos, asientos y respaldo, lo convierten en un sillón incomparable si de confort se trata.



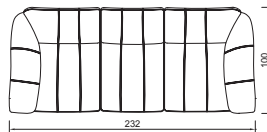
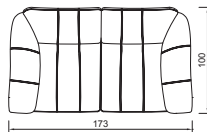
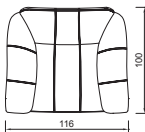
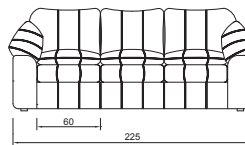
CHAIR



LOVESEAT



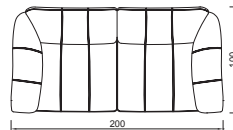
SOFÁ



OTTOMAN



BIG LOVESEAT



-01

Angelo.

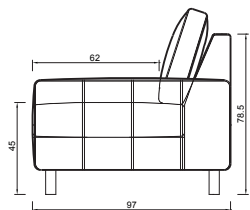


- Sillones

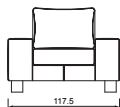
Angelo.

De líneas simples y armoniosas, este modelo toma el concepto del diseño italiano.

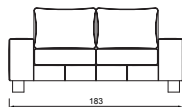
Los apoyabrazos rectos y amplios, su notoria profundidad y la altura de sus almohadones de respaldo definen el carácter y comodidad del diseño.



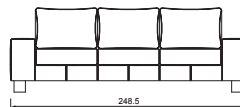
CHAIR



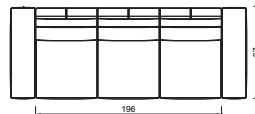
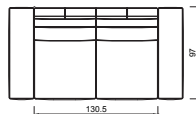
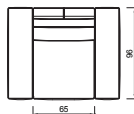
LOVESEAT



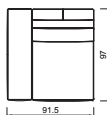
SOFÁ



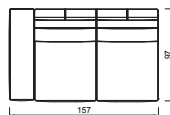
OTTOMAN



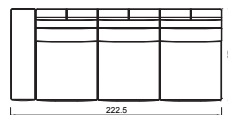
CHAIR c/1 APB



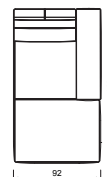
LOVESEAT c/1 APB



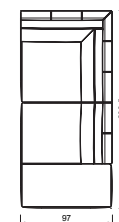
SOFÁ c/1 APB



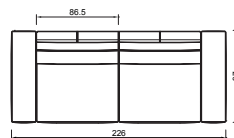
CHAISE LONGUE



RINCON c/
MARTILLO



BIG LOVESEAT



—01

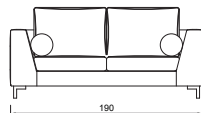
Bianca.



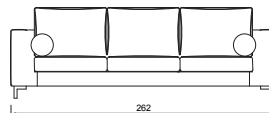
— Sillones

Bianca.

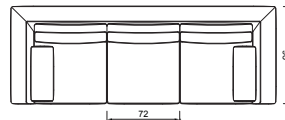
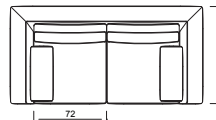
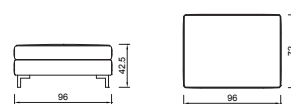
LOVESEAT



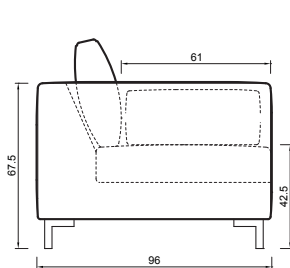
SOFÁ



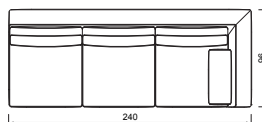
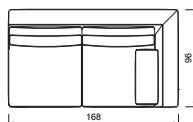
OTTOMAN



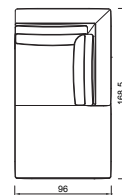
LOVESEAT c/1 APB



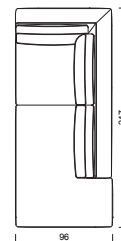
SOFÁ c/1 APB



CHAISE
LONGUE



RINCON c/
MARTILLO



-01

Blues.

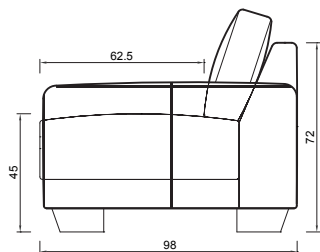


- Sillones

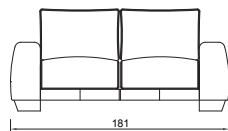
Blues.

El modelo Blues se distingue por la elegancia de su silueta.

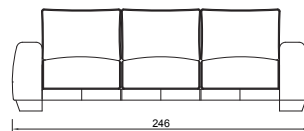
Las costuras en los apoya brazos, respaldos y asientos generan suaves líneas que remarcan los rasgos de este modelo.



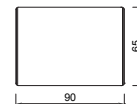
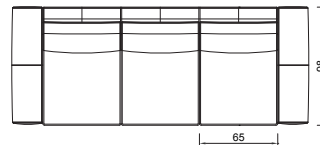
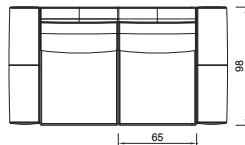
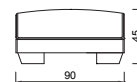
LOVESEAT



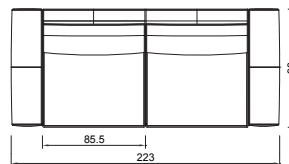
SOFÁ



OTTOMAN



BIG LOVESEAT



-01

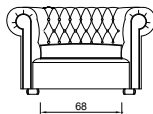
Chester.



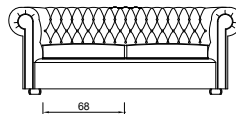
- Sillones

Chester.

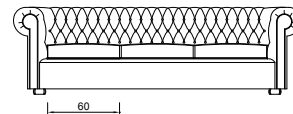
CHAIR



LOVESEAT

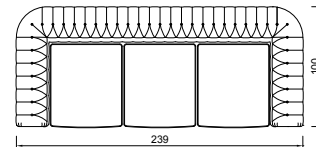
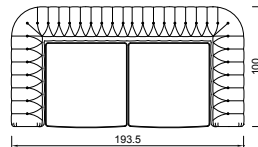
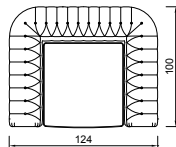


SOFÁ

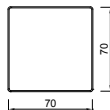
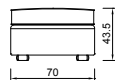
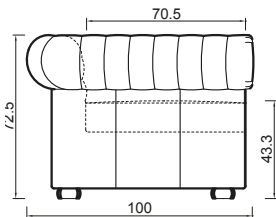


Los sofás Chester son sinónimo de calidad y diseño tradicional inglés. Tapizados en cuero genuino son una de las más distinguidas piezas de lujo.

Reconocidos mundialmente por su artesanía y belleza, y caracterizados por su diseño en Capitone, con los apoyabrazos y respaldo a la misma altura.



OTTOMAN



–01

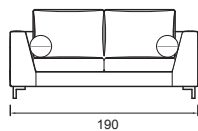
Chiara.



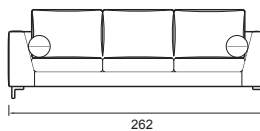
– Sillones

Chiara.

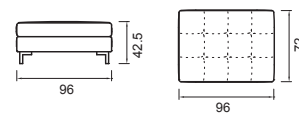
LOVESEAT



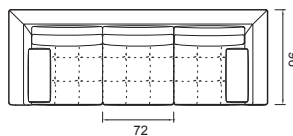
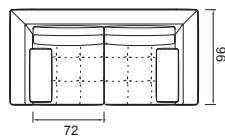
SOFÁ



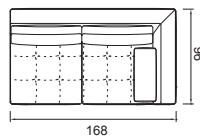
OTTOMAN



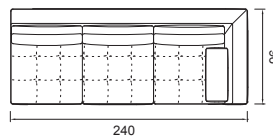
Ideal para los que buscan una combinación entre clásico y moderno. Este diseño es de por sí elegante gracias a sus formas geométricas de líneas sencillas, pero a su vez sofisticadas. La elección más confortable para espacios amplios.



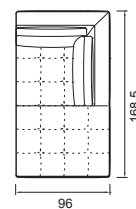
LOVESEAT
C/1 APB



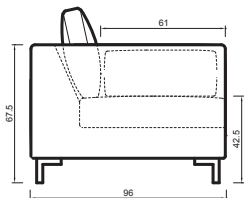
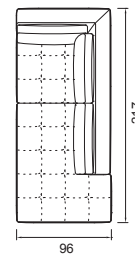
SOFÁ C/1 APB



CHAISE LONG



RINCON C/
MARTILLO



-01

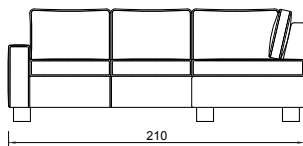
Compact.



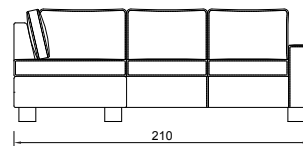
- Sillones

Compact.

SOFÁ CON MARTILLO DERECHO

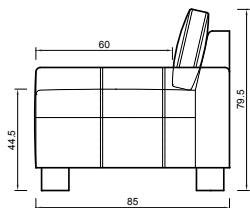
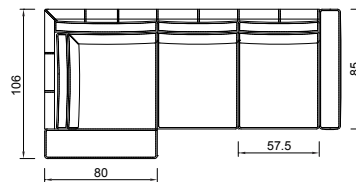
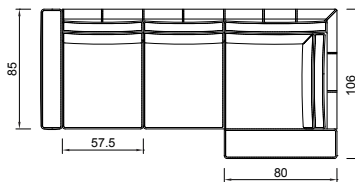


SOFÁ CON MARTILLO IZQUIERDO

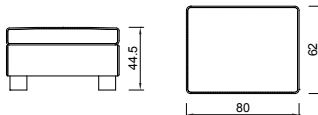


Pensado para optimizar los espacios pequeños, conservando el confort de los grandes rinconeros.

De líneas modernas y minimalistas, ideal para espacios jóvenes.



OTTOMAN



-01

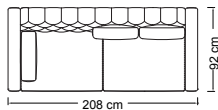
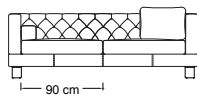
Cyrano.



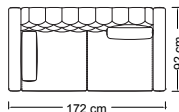
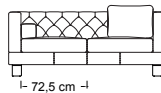
- Sillones

Cyrano.

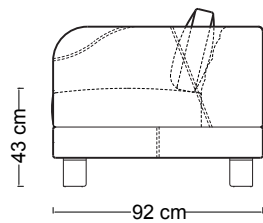
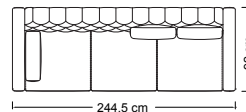
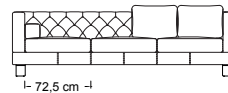
LOVESEAT



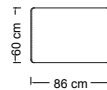
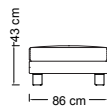
SOFA



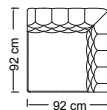
BIG LOVESEAT



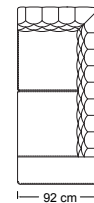
OTTOMAN



MODULO RINCON



RINCON c/ MARTILLO



-01

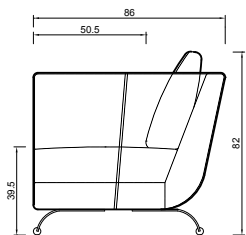
Eclipse.



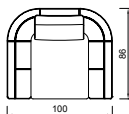
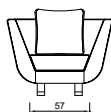
- Sillones

Eclipse.

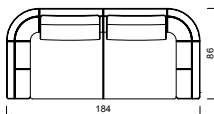
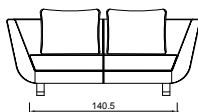
Concebido para la edición de CASA FOA 2008, el modelo Eclipse, es una isla natural, con formas sinuosas, cálidas y envolventes que se destacan en la composición lograda por dos módulos iguales.



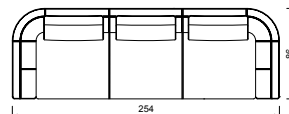
CHAIR



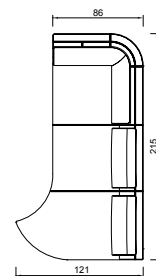
LOVESEAT



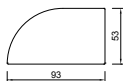

SOFÁ



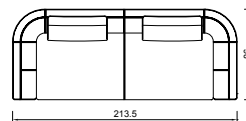
CHAISE LONGUE GRANDE



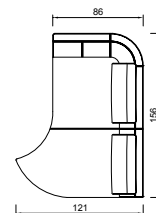
OTTOMAN



BIGLOVE SEAT



CHAISE LONGUE CHICO



-01

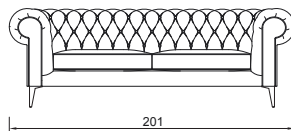
Indigo.



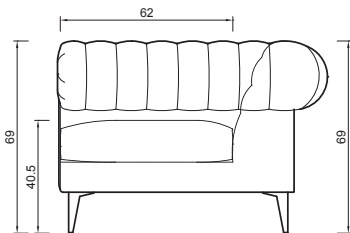
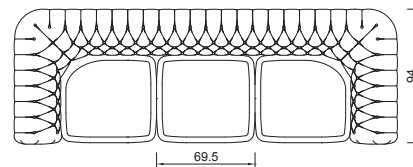
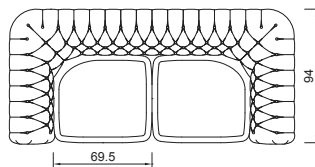
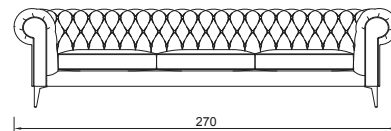
- Sillones

Indigo.

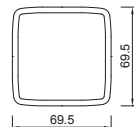
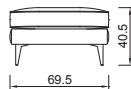
LOVESEAT



SOFÁ



OTTOMAN



-01

New Gabrielle.



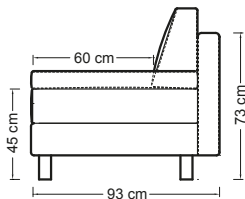
- Sillones

New

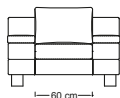
Gabrielle.

El modelo Gabrielle se destaca con un diseño estructural de líneas básicas y rectas, ligeramente interrumpido por las curvas que delnen los cómodos apoyabrazos.

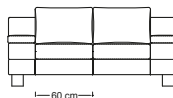
Una leve inclinación en los almohadones de respaldo garantiza la postura ideal, permitiendo el descanso y la relajación.



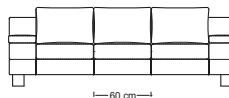
CHAIR



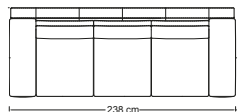
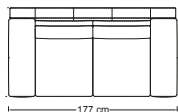
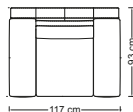
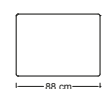
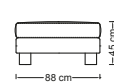
LOVESEAT



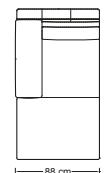
SOFÁ



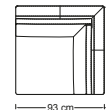
OTTOMAN



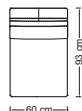
CHAISE LONG



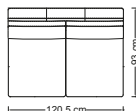
RINCON



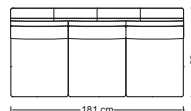
MODULO SIMPLE



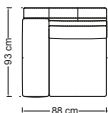
MODULO DOBLE



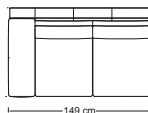
MODULO TRIPLE



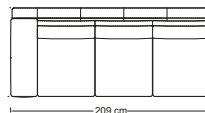
CHAIR C/1 APB



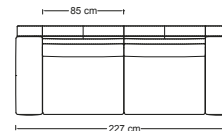
LOVESEAT C/1 APB



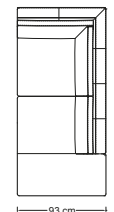
SOFÁ C/1 APB



BIG LOVESEAT



RINCON C/ MARTILLO



-01

Nómade.

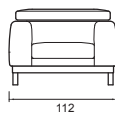


- Sillones

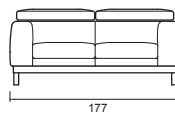
Nómade.

Diseño ideal para espacios intermedios. Este modelo presenta un ingenioso sistema retráctil de hasta 5 posiciones personalizadas para cada cuerpo. Confort inmejorable gracias a la profundidad del mobiliario.

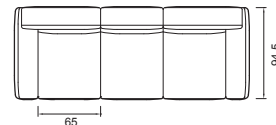
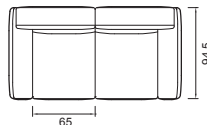
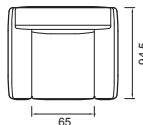
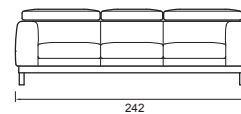
CHAIR



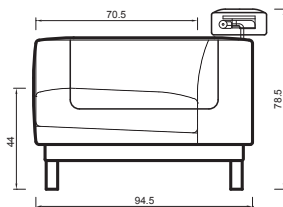
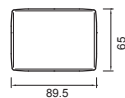
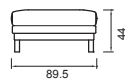
LOVESEAT



SOFA



OTTOMAN



-01

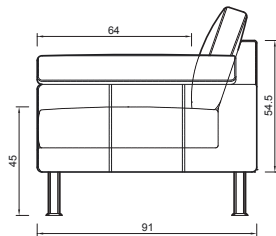
Paloma.



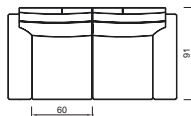
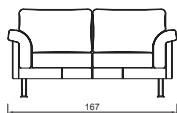
- Sillones

Paloma.

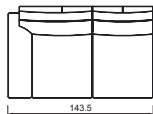
Paloma La perfecta combinación de líneas simples y las curvas que denotan la plasticidad de sus apoyabrazos conforman el diseño del modelo Paloma, haciéndolo particularmente atractivo en el ambiente donde se encuentre.



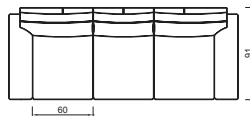
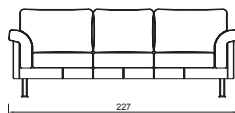
LOVESEAT



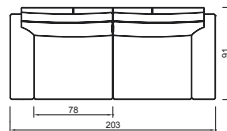
LOVESEAT c/1 APB



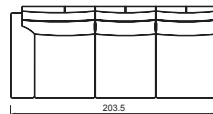
SOFÁ



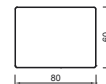
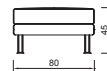
BIG LOVESEAT



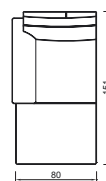
SOFÁ c/1 APB



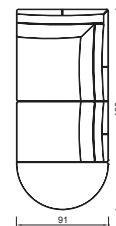
OTTOMAN



CHAISE LONGUE



RINCON c/ MARTILLO



-01

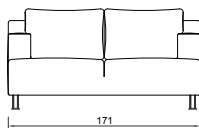
Parigi.



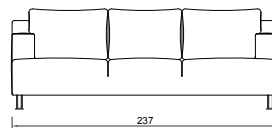
— Sillones

Parigi.

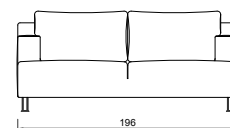
LOVESEAT



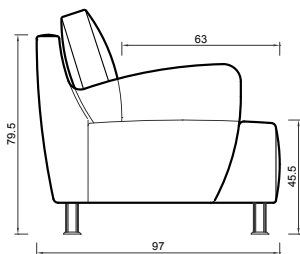
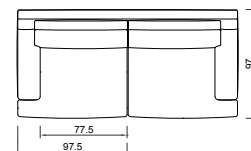
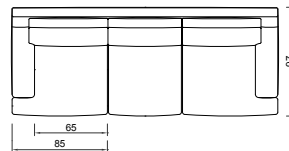
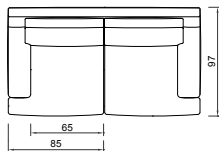
SOFÁ



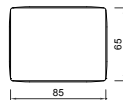
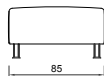
BIG LOVESEAT



Perfecto para aquellos que buscan un diseño joven con reminiscencias nórdicas y cálidas a la vez. Súper cómodo gracias a su amplitud y suavidad en sus formas.



OTTOMAN



-01

París.

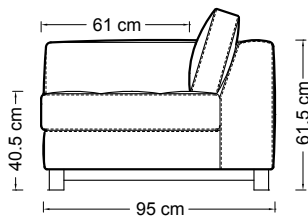


- Sillones

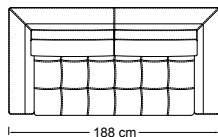
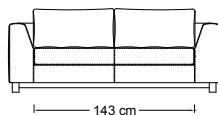
París.

El diseño contemporáneo con reminiscencia en el estilo clásico del modelo París, hacen de éste un sillón con una personalidad incomparable.

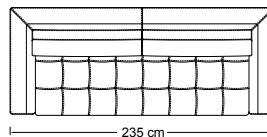
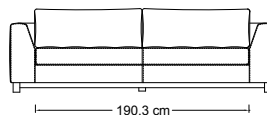
Los finos detalles de una única placa de asiento y el capitoné sin botones fortalecen la impronta del modelo.



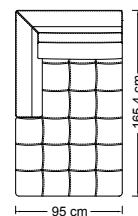
LOVESEAT



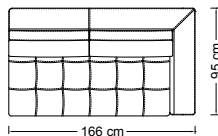
SOFÁ



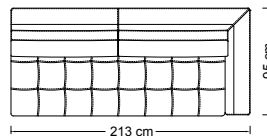
CHAISE LONGUE



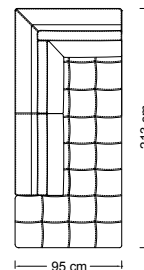
LOVESEAT c/1 APB



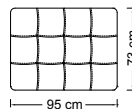
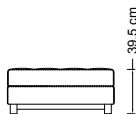
SOFÁ c/1 APB



RINCON c/
MARTILLO



OTTOMAN



-01

Picasso.

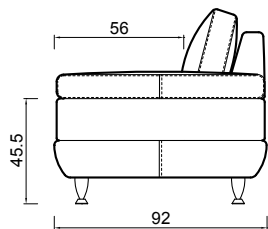


- Sillones

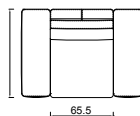
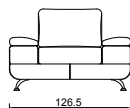
Picasso.

El Contraste entre las líneas modernas y las curvas clásicas generan un diseño distintivo.

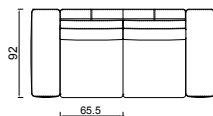
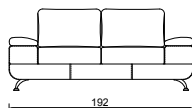
Confortables almohadones de respaldo y almohadones de asiento un poco más rígido brinda la comodidad necesaria para una relajante pausa.



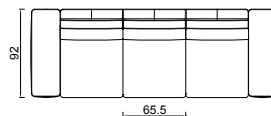
CHAIR



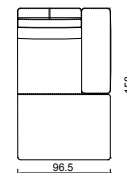
LOVESEAT



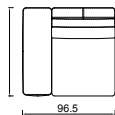
SOFÁ



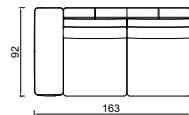
CHAISE
LONGUE



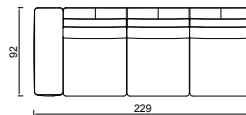
CHAIR c/1 APB



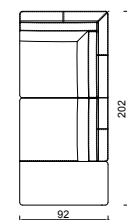
LOVESEAT c/1 APB



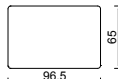
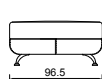
SOFÁ c/1 APB



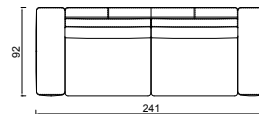
RINCON c/
MARTILLO



OTTOMAN



BIG LOVESEAT



–01

Praga.

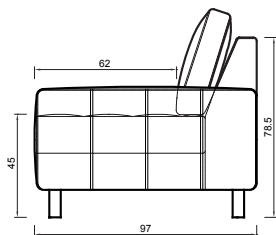


– Sillones

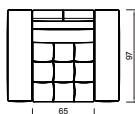
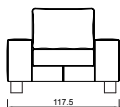
Praga.

La apariencia cálida y atractiva, destacada por la particularidad del asiento, con un capitoné sin botones, imprime a este modelo una impronta inigualable.

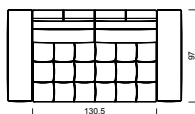
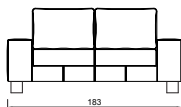
Sus dimensiones funcionales, la altura de sus almohadones de respaldo la suavidad de su relleno garantizan la comodidad del diseño.



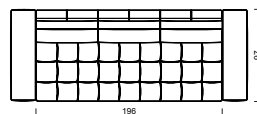
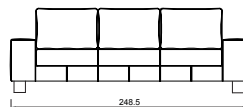
CHAIR



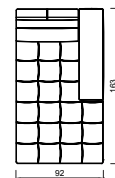
LOVESEAT



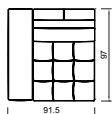
SOFÁ



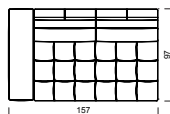
CHAISE
LONGUE



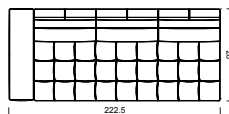
CHAIR c/1 APB



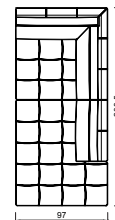
LOVESEAT c/1 APB



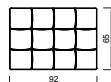
SOFÁ c/1 APB



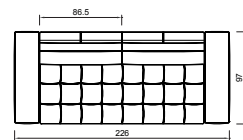
RINCON c/
MARTILLO



OTTOMAN



BIG LOVESEAT



-01

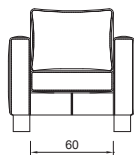
Quebec.



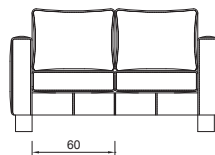
- Sillones

Quebec.

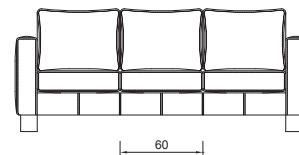
CHAIR



LOVESEAT

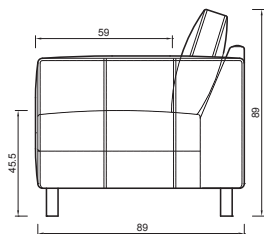
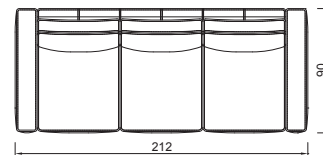
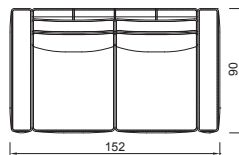
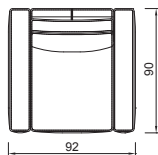


SOFÁ

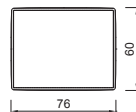
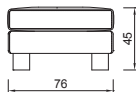


Magnífico para quienes buscan una alternativa funcional a los espacios reducidos.

Compuesto de líneas rectas que denotan un sensato diseño, clásico y confortable.




OTTOMAN



02:

Poltronas.



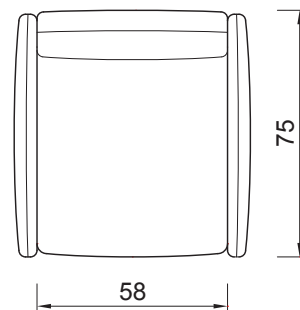
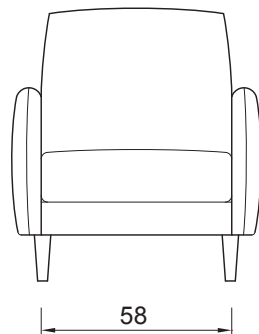
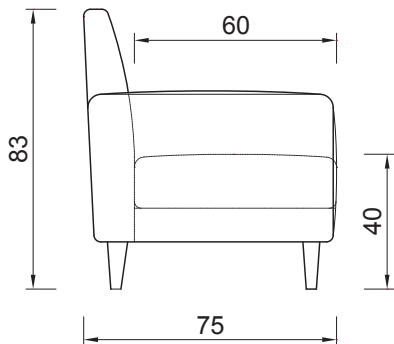
—02

Aviara.



— Poltronas

Aviara.



Este modelo es un excelente complemento para un living que quiere destacarse. Su estilo retro le aporta ese toque diferencial que le agrega simpleza, pureza y sofisticación a tu espacio.

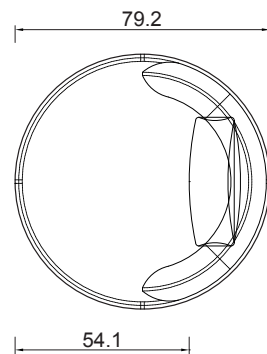
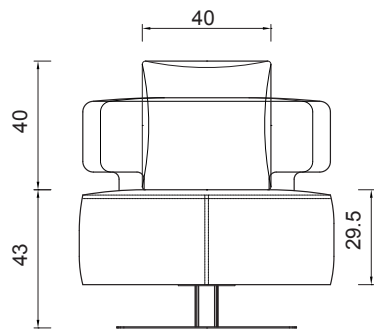
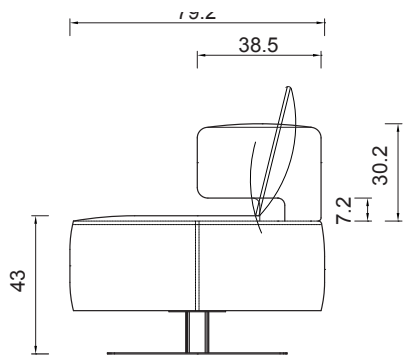
—02

Curl.



— Poltronas

Curl.



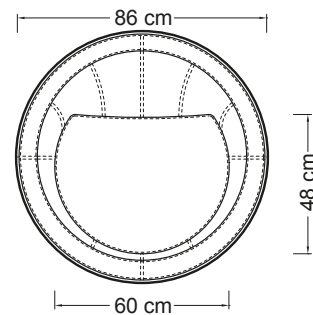
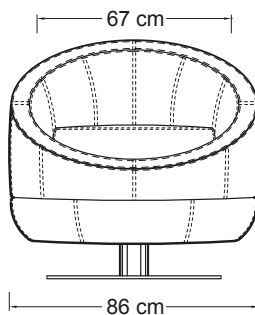
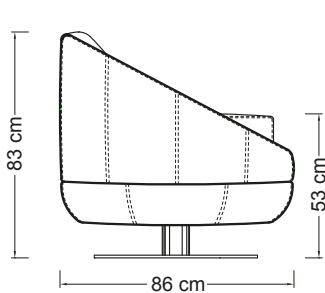
—02

Palladio.



— Poltronas

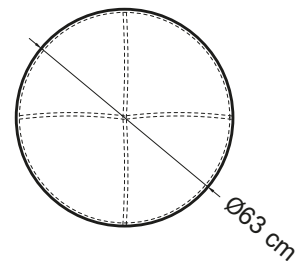
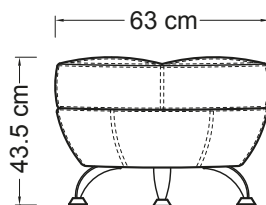
Palladio.



OTTOMAN

Conservando el principio de la poltrona Rhonda, pero con una imagen mucho más moderna y pura.

La base giratoria aumenta su funcionalidad y con el Pouf como complemento se convierte en un conjunto práctico y versátil.



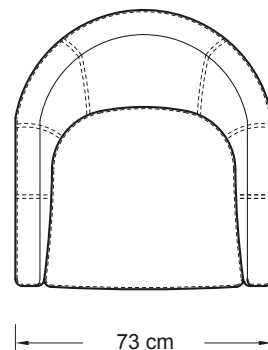
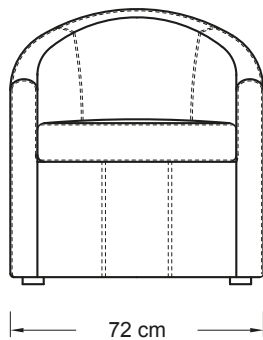
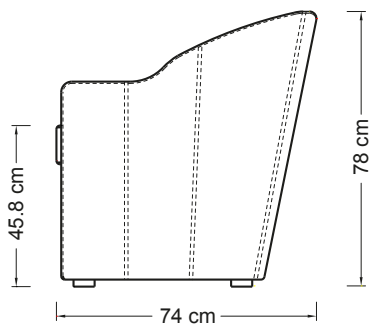
—02

Roma.



— Poltronas

Roma.



Una tendencia hacia el estilo clásico, combinado con un delicado tacto contemporáneo, define la poltrona Roma, que logra con mínimas dimensiones y líneas simples la exactitud de su forma.

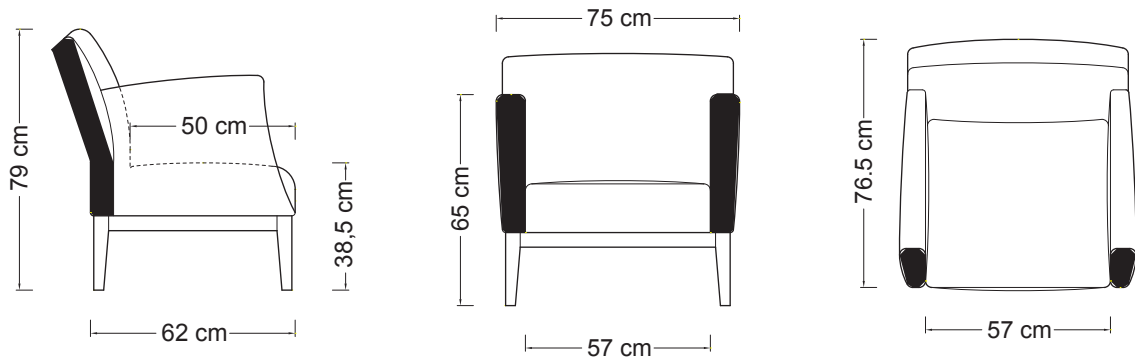
—02

Volare.



— Poltronas


Volare.



La poltrona Volare se concibe como un complemento actual, adaptable a todo tipo de entornos. De un confort inigualable, se destaca por sus dimensiones y la posibilidad de combinar dos tonos en su tapizado

03:

Poufs.



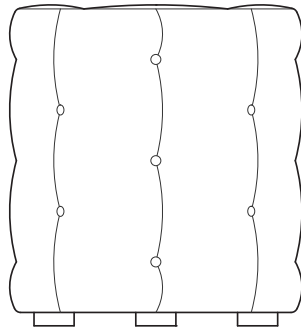
—03

Kaktus.

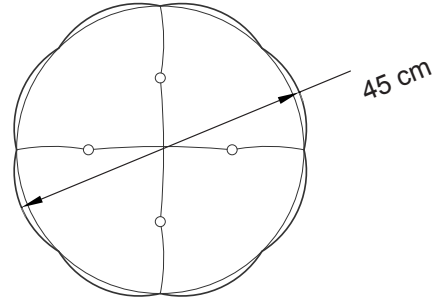


— Poufs

Kaktus.



48 cm



—03


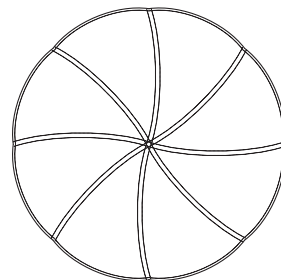

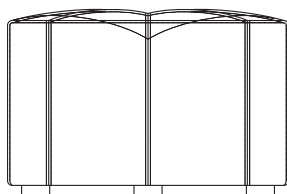
Mandarine.



— Poufs

Mandarine.

Las formas orgánicas y jóvenes, acompañadas de sus cómodas dimensiones transforman a la banqueta Mandarine en un complemento ideal para cualquier ambientación.



—03

Round-Cube.

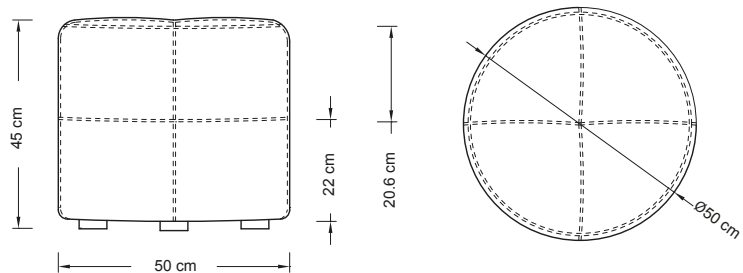


— Poufs

Round.

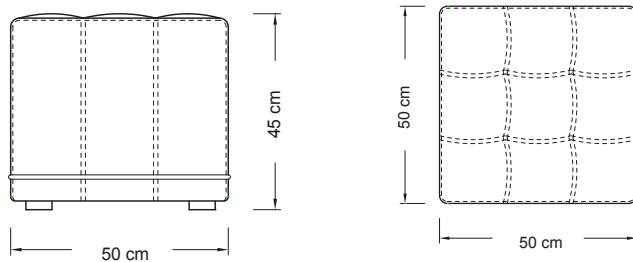
El ROUND se concibe como un ottoman sumamente ligero.

Diseñado como elemento auxiliar para acompañar las ambientaciones.




Cube.

De líneas básicas, es un complemento ideal para incluirlo en las ambientaciones o como protagonista en espacios lexibles.



04:

Mesas.



—04

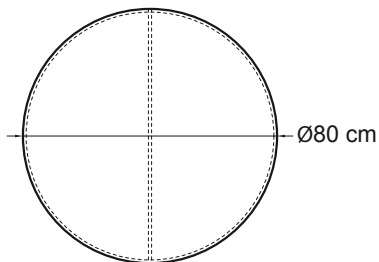
Circular.



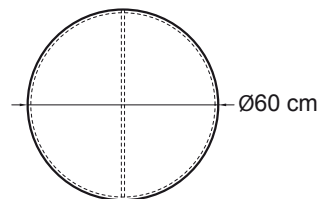
— Mesas

Circular.

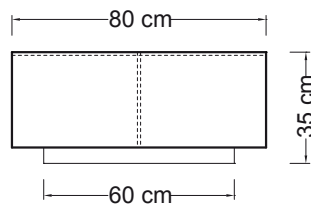
MESA TAPIZADA Ø80



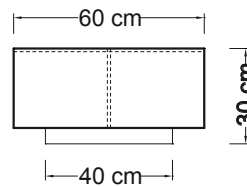
MESA TAPIZADA Ø60



MESA TAPIZADA Ø80



MESA TAPIZADA Ø60



Piezas de diseño ideales para acompañar cualquier sillón.

Las mesas en sus diferentes medidas permiten la interacción entre ellas y ajustarse a los espacios.

-04

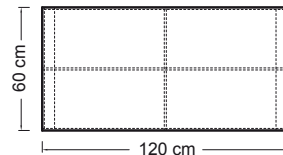
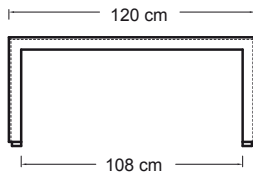
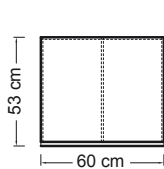
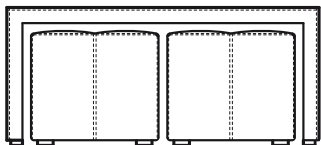
LD 9.



- Mesas

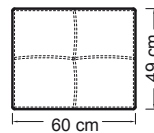
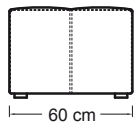
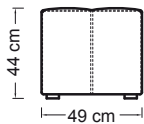
LD 9.

MESA TAPIZADA



OTTOMAN


Los diferentes diseños, dimensiones y combinaciones posibles de las mesas ratonas LD permiten adaptarlas tanto en centros de living como en zonas auxiliares.



04:

Patas.

- A: Madera
- B: Metal



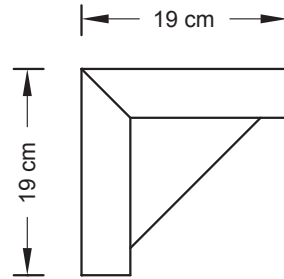
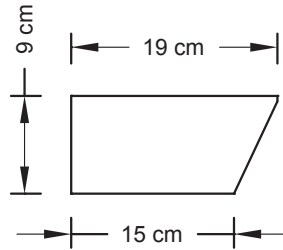
—04 a

Blues.



— Patas madera

Blues.




LUSTRES



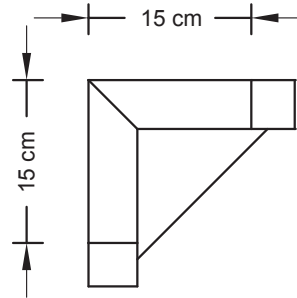
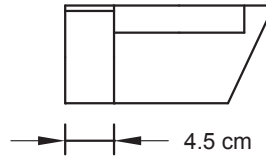
NATURAL

ROBLE CLARO



NOGAL

NEGRO



—04 a

L.



— Patas madera




LUSTRES



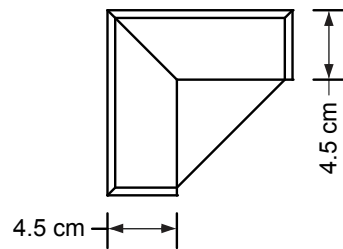
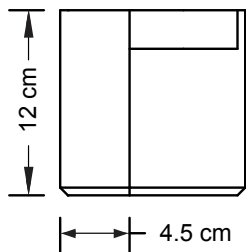
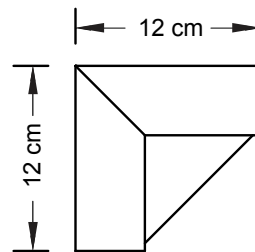
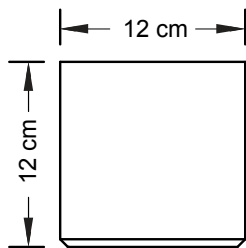
NATURAL

ROBLE CLARO



NOGAL

NEGRO



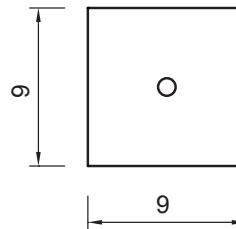
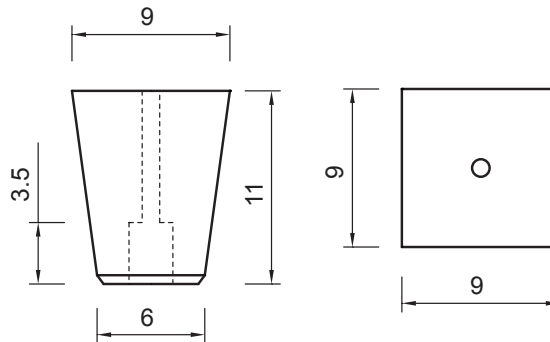
—04 a

Laura.



— Patas madera

Laura.




LUSTRES



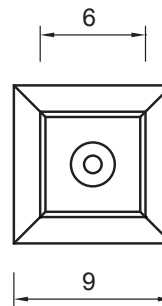
NATURAL

ROBLE CLARO



NOGAL

NEGRO



—04 a

Paris.



— Patas madera


Paris.

LUSTRES



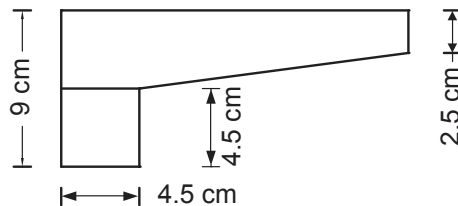

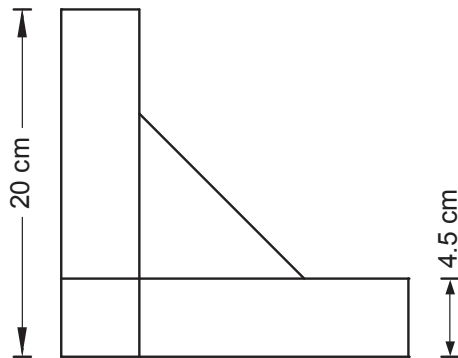
NATURAL

ROBLE CLARO



NOGAL

NEGRO



—04 a

Passion.



— Patas madera


Passion.

LUSTRES



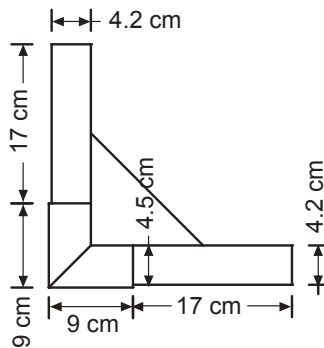
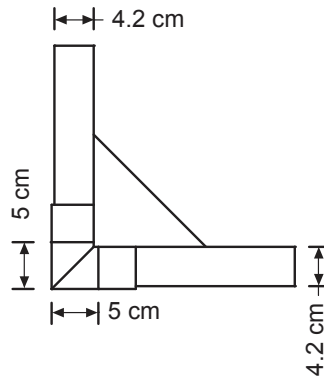
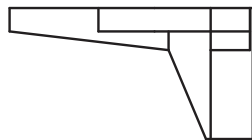
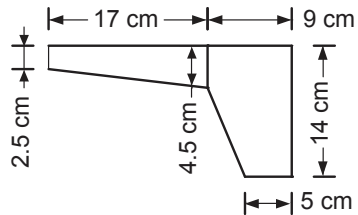
NATURAL

ROBLE CLARO



NOGAL

NEGRO



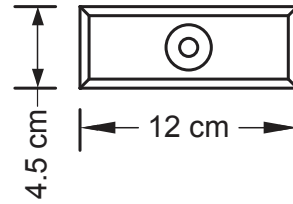
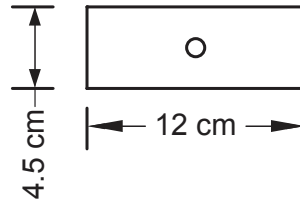
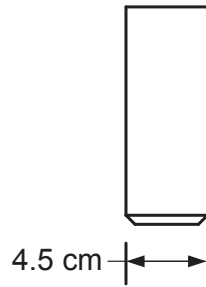
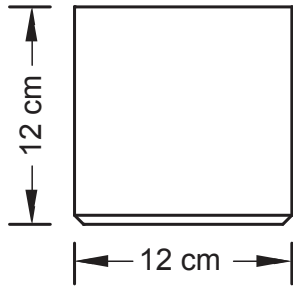
—04 a

Plana.



— Patas madera

Plana.



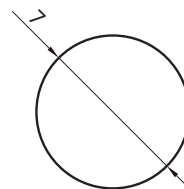
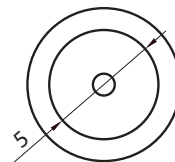
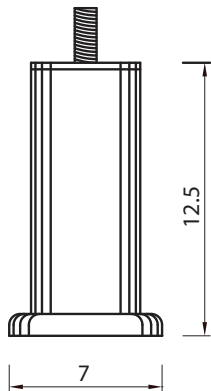
—04 b

110-125.



— Patas metal

110-125.



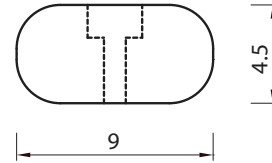
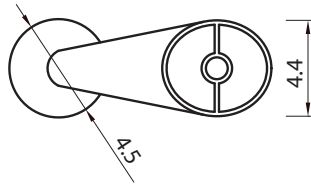
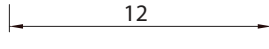
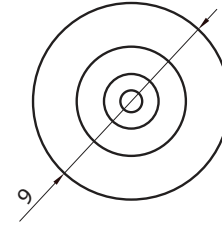
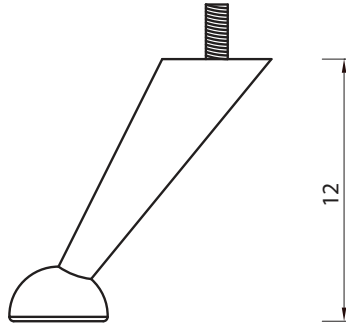
—04 b

230-120.



— Patas metal

230-120.



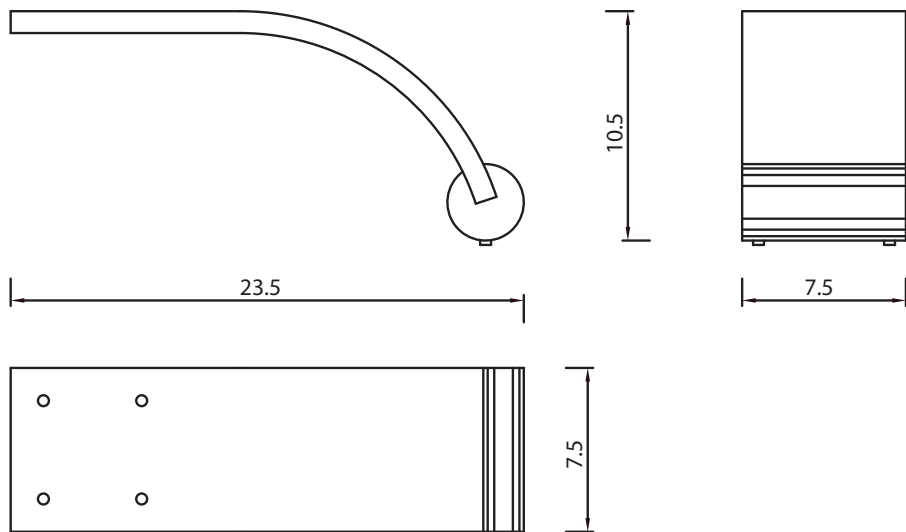
—04 b

330.



— Patas metal

330.



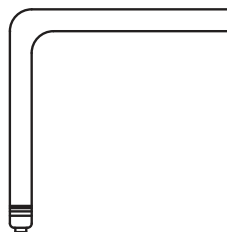
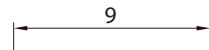
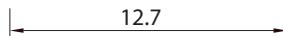
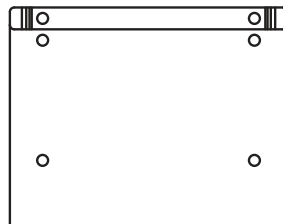
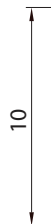

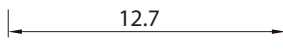
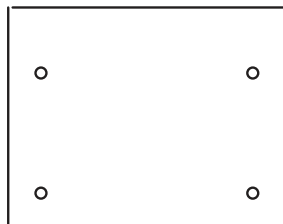
—04 b

380.



— Patas metal

380.



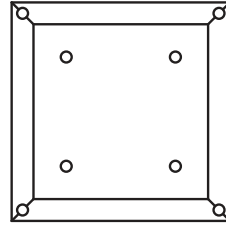
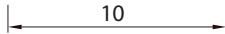
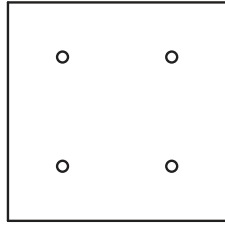
—04 b

400.



— Patas metal

400.



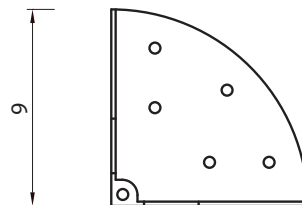
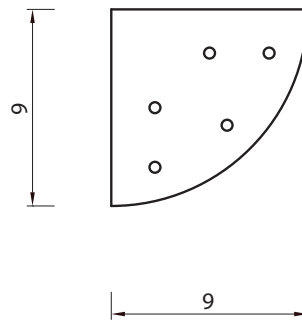
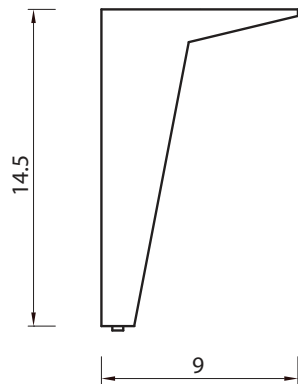
—04 b

570.



— Patas metal

570.




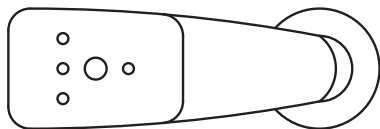
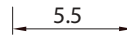
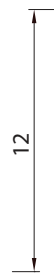
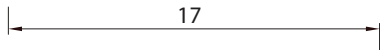
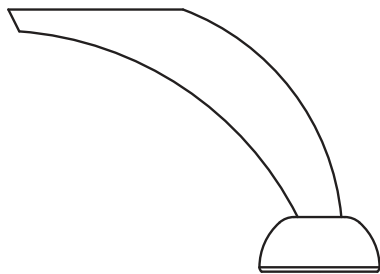
—04 b

700 - 113.



— Patas metal

700 - 113.



www.ldsillones.com.ar